


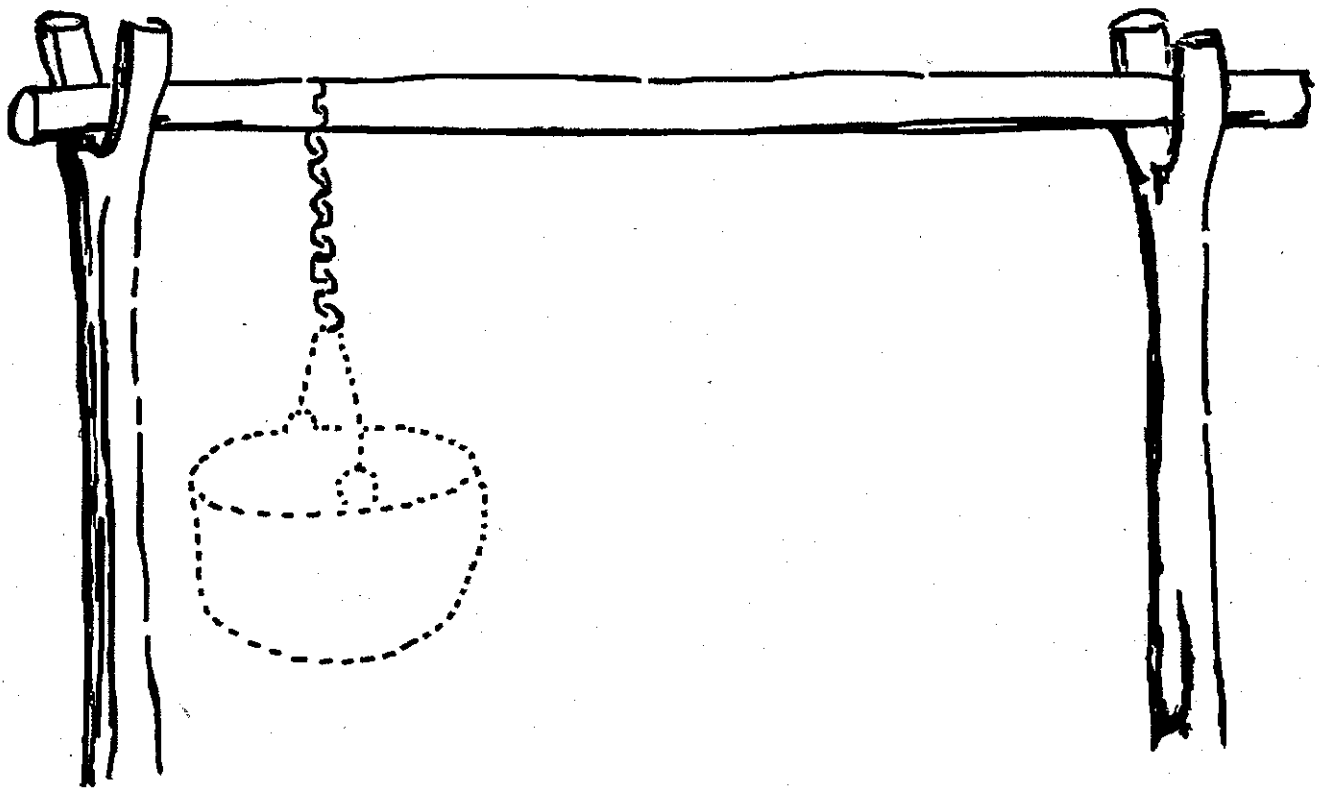
AUTUMN MAPLE LEAVES

In the autumn, when the _____ hours decrease, the green colour in maple leaves, called _____ begins to fade. When that happens, the other colours in the leaves called _____, are able to shine through. The results are beautiful orange, yellow and gold leaves. The brilliant red leaves form when you have sunny days and cold nights which trap the _____ in the leaves. These colours combine to make beautiful patterns on the leaves. Using coloured pencils or markers and your imagination, create your own colourful fall leaves.


(Word Clues: sugar , chlorophyll, daylight, pigments)



DRAW A PIONEER AT THE KETTLE



LABEL THE MAPLE TREE



Place these words on the picture.

bark protects the tree

roots feed the tree

crown is the top of the tree


trunk holds the tree up

branches hold the leaves

leaves make the sugar in the sap

MAPLE TREE HABITAT

Many animals live in our maple trees.
Place the animals on the tree where they may live.



Suggestions:

Near the top:

Owl
Blue Jay
Crow

Leaves & Branches:

Squirrel
Raccoon
Beetle
Robin
Caterpillar

Trunk:

Woodpecker
Ants
Spider

Bottom of Tree:

Rabbit
Chipmunk
Skunk
Worm
Snake

MISSING WORDS

Fill in the blanks with the correct words below.

kettles Sap wood water Spring steam sugar

Maple Syrup time is in the _____.

We use _____ maple trees.

_____ drips into pails hung on the trees.

Pioneers cooked sap in big _____.

We use _____ to keep the fires burning.

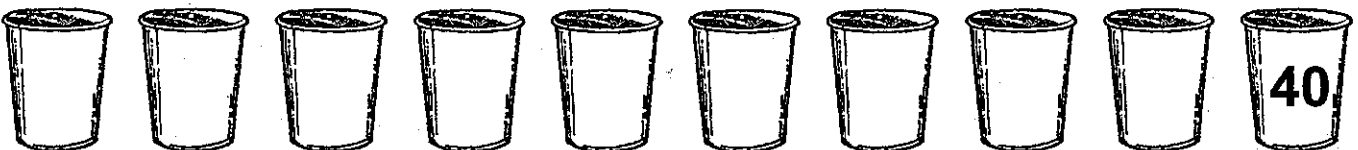


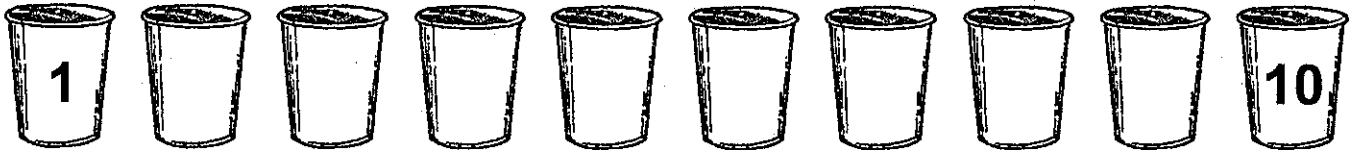
Sap in the first kettle looks like _____.

Clouds of _____ rise from the kettles.


Draw...


"Making Maple Syrup"

**IT TAKES 40 BUCKETS OF SAP TO MAKE 1 BUCKET OF SYRUP.
Number the sap buckets from 1 to 40.**




ON OUR CLASS TRIP TO THE SUGAR BUSH WE USED OUR ...

 to see...

 to hear...

 to taste...

 to smell...

 to touch...



Screech Owl

This owl nests during maple syrup season.

